

Slowing Down the Speed of Light

Applications of "Slow" and "Fast" Light

Robert W. Boyd



ራቦርት ቦይድ

Роберт Бойд

Institute of Optics and
Department of Physics and Astronomy
University of Rochester

with Mathew Bigelow, Nick Lepeshkin, Aaron
Schweinsberg, Petros Zerom, and others.

Presented at RPI, April 12, 2005.

Interest in Slow Light

Intrigue: Can (group) refractive index really be 10^6 ?

Fundamentals of optical physics

Optical delay lines, optical storage, optical memories

Implications for quantum information

And what about fast light ($v > c$ or negative)?


Boyd and Gauthier, "Slow and Fast Light," in Progress in Optics, 43, 2002.

Outline of the Presentation

1. Historical review of measurements of the velocity of light
2. How to slow down the speed of light - conceptual matters
3. Slow light using electromagnetically induced transparency
4. Slow light in room temperature solids
5. What about fast light (group velocity $> c$)?
6. Applications of slow and fast light
7. Some very recent results

Group Velocity

Pulse
(wave packet)



Group velocity given by $v_g = \frac{d\omega}{dk}$

$$\text{For } k = \frac{n\omega}{c} \quad \frac{dk}{d\omega} = \frac{1}{c} \left(n + \omega \frac{dn}{d\omega} \right)$$

Thus

$$v_g = \frac{c}{n + \omega \frac{dn}{d\omega}} \equiv \frac{c}{n_g}$$

Thus $n_g \neq n$ in a dispersive medium!

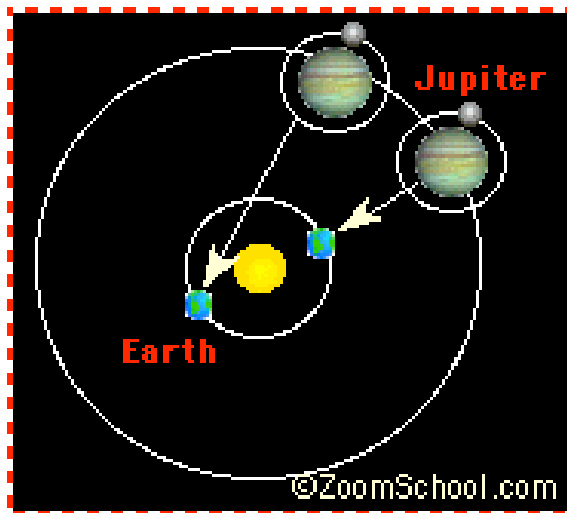
Switch to Overheads

Determination of the Velocity of Light*

“Astronomical” Methods

Römer (1676) First evidence that velocity of light is finite!

Observed an apparent variation of up to 22 minutes in the orbital period of the satellite Io in its orbit about Jupiter.



Deduced that $c = 225,000$ km/sec

(Actually, light transit time from sun to earth is just over 8 minutes, and $c = 299,793$ km/sec)

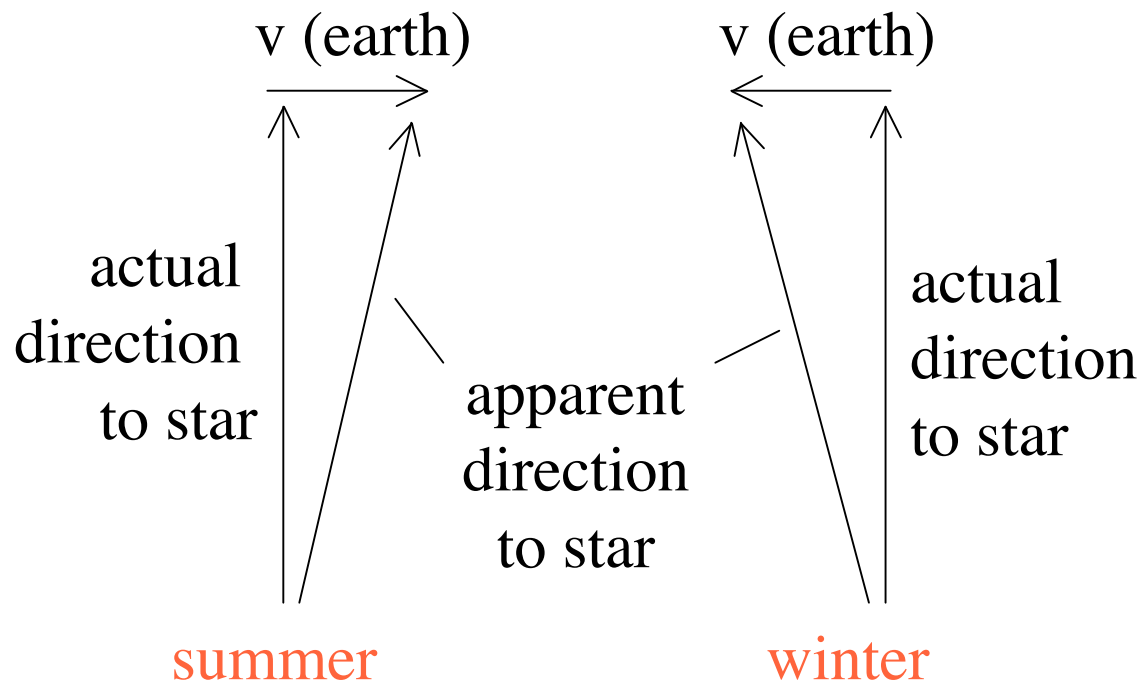
*See, for instance, Jenkins and White, 1976.

Determination of the Velocity of Light

Astronomical Methods

Bradley (1727); Aberration of star light.

Confirmation of the finite velocity of light.



$$v(\text{earth}) \approx 30 \text{ km/s}$$

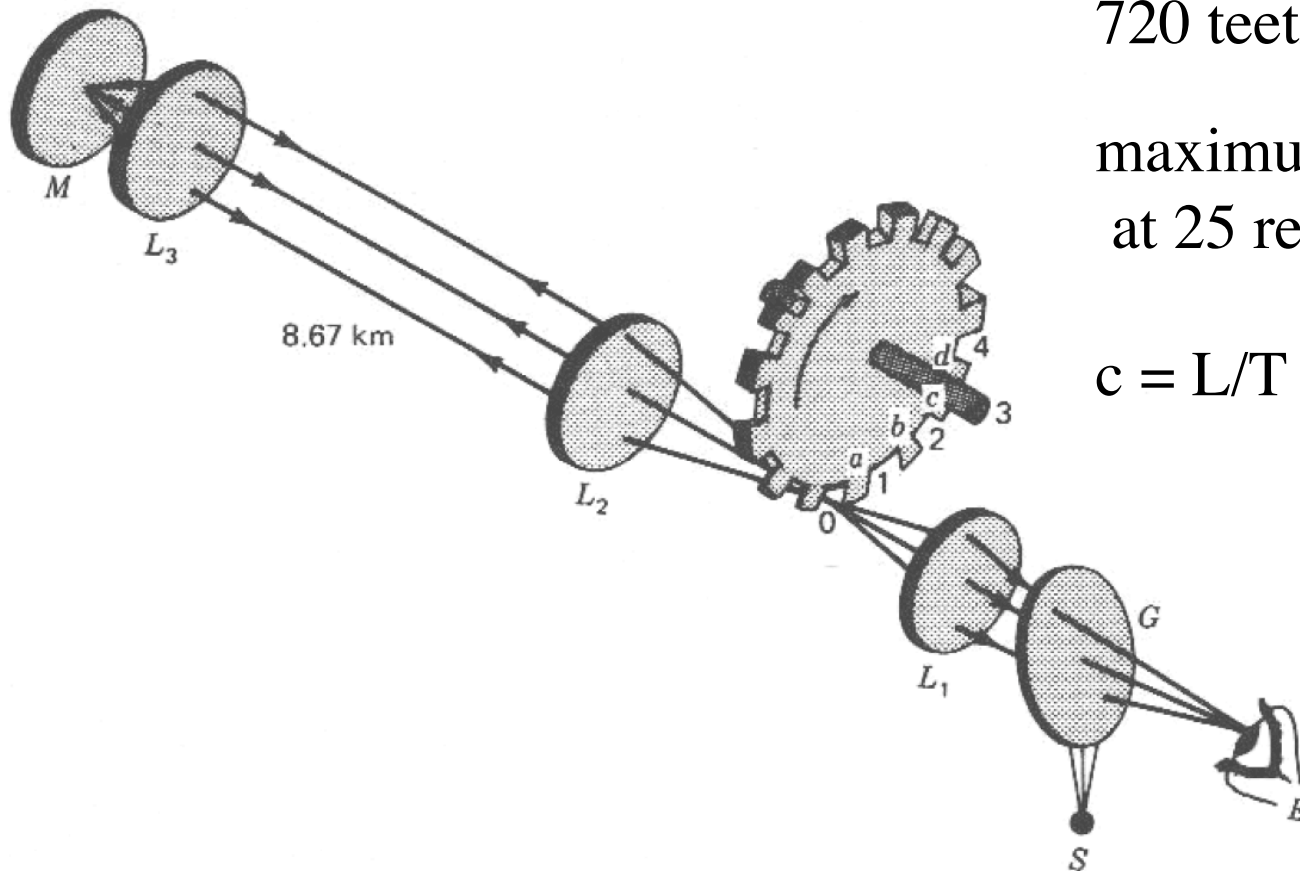
$$\tan \alpha = \frac{v(\text{earth})}{c}$$

$$\alpha = 20.5 \text{ arcsec}$$

Determination of the Velocity of Light

Laboratory Methods

Fizeau (1849) Time-of-flight method



720 teeth in wheel

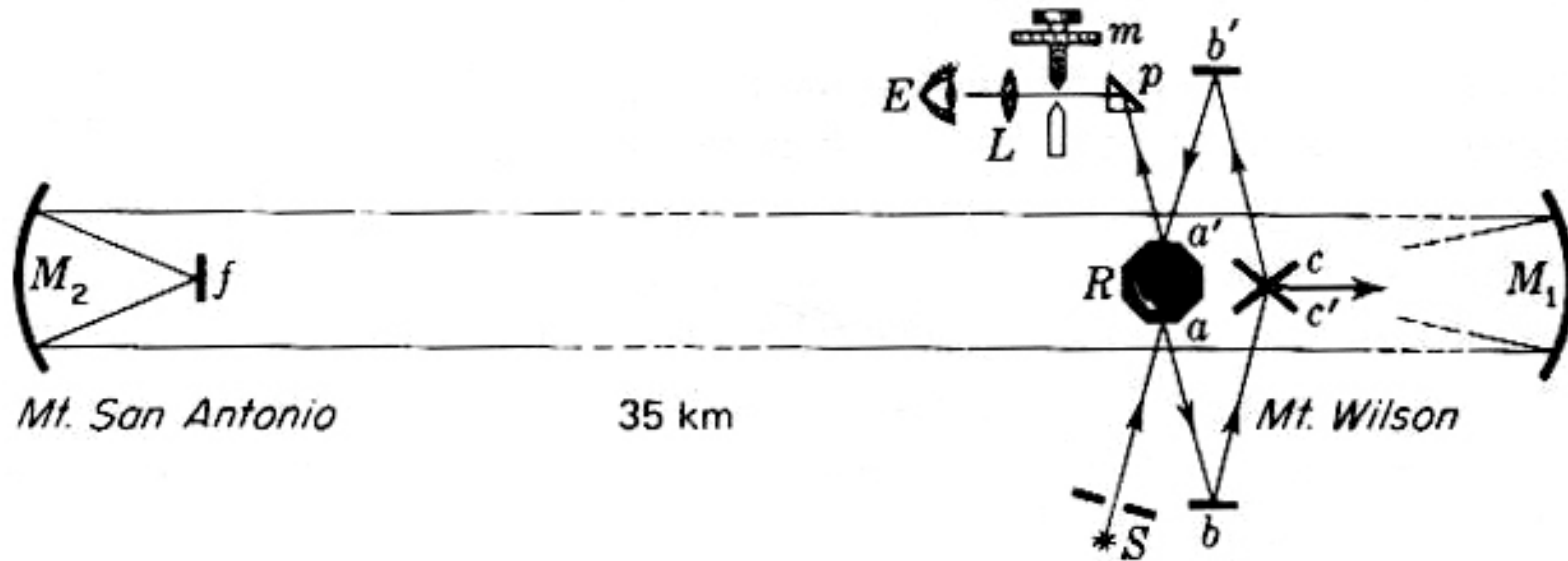
maximum transmission
at 25 revolutions/sec

$$c = L/T = 320,000 \text{ km/s}$$

Determination of the Velocity of Light

Laboratory Methods

Michelson (1926); Improved time of flight method.



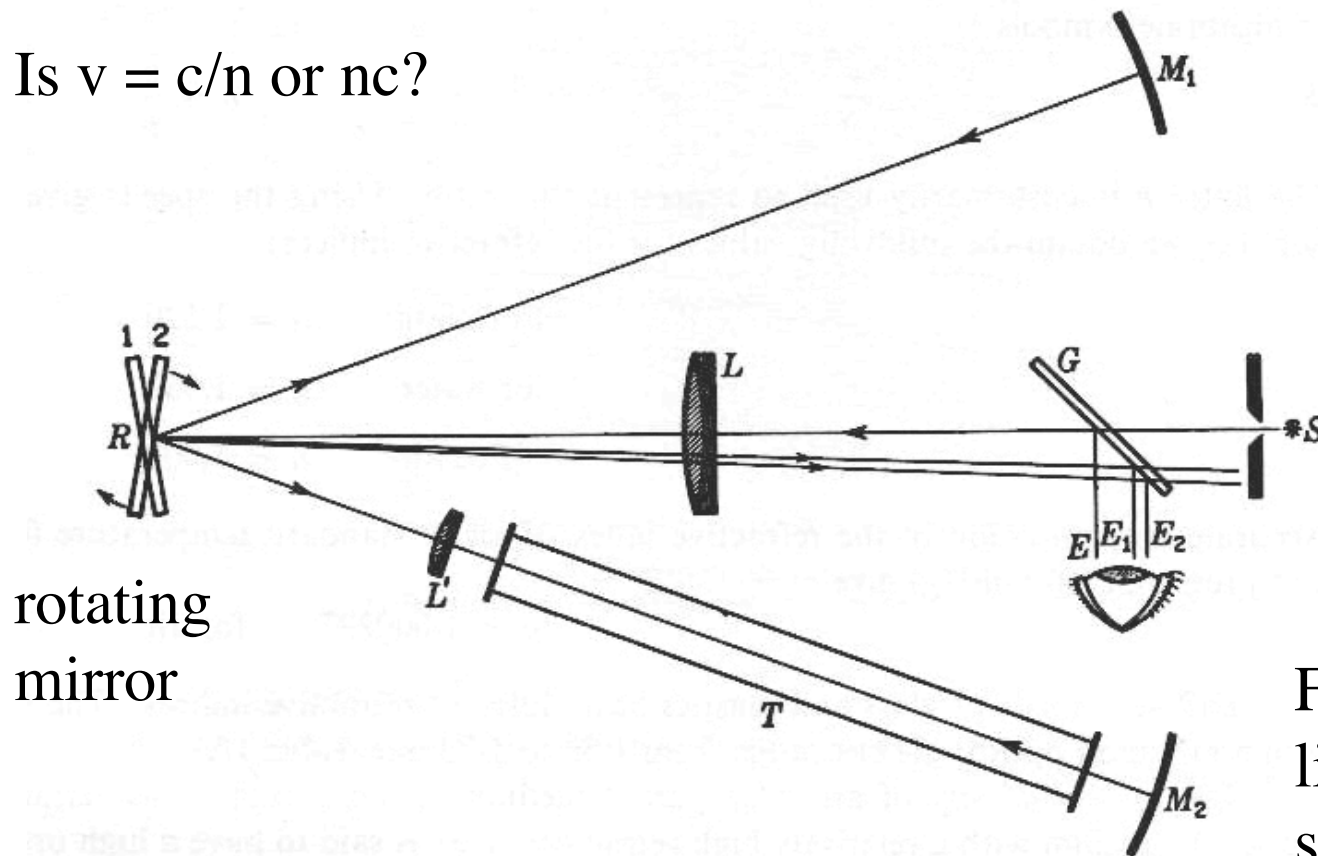
Rotating octagonal mirror

$$c = 299,296 \text{ km/s (or } 299,298 \text{ km/s)}$$

Velocity of Light in Matter

Foucault (1850) Velocity of light in water.

Is $v = c/n$ or nc ?



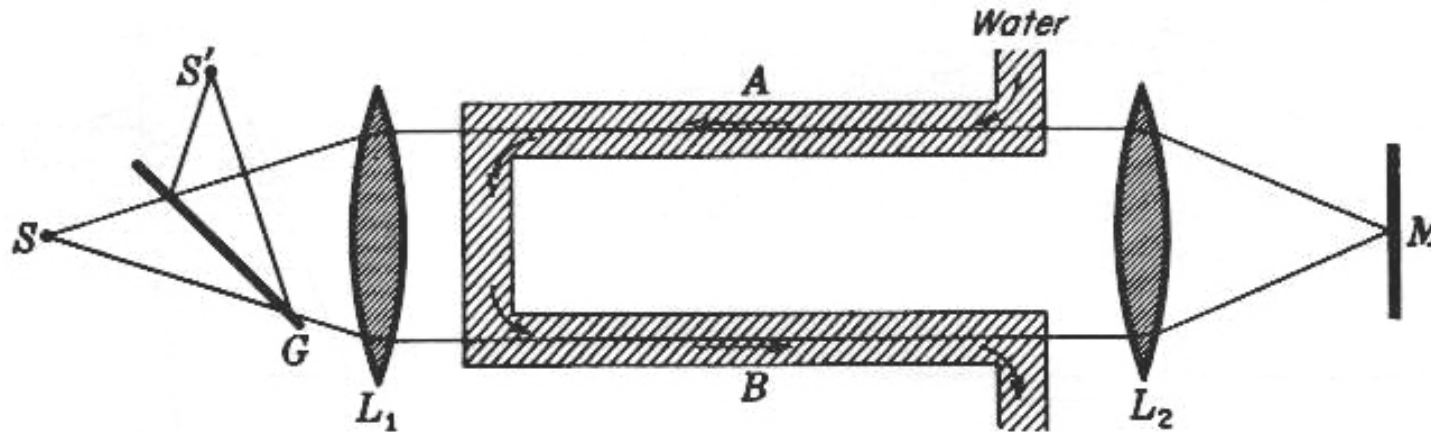
rotating
mirror

Foucault finds that
light travels more
slowly in water!

Velocity of Light in Moving Matter

Fizeau (1859); Velocity of light in flowing water.

$V = 700 \text{ cm/sec}$; $L = 150 \text{ cm}$; displacement of 0.5 fringe.



Modern theory: relativistic addition of velocities

$$v = \frac{c/n + V}{1 + (V/c)(1/n)} \approx \frac{c}{n} + V \left(1 - \frac{1}{n^2} \right)$$

Fresnel “drag” coefficient

Scientific Genealogy

Robert Boyd was a student of Charles Townes at the University of California, Berkeley.

Charles Townes was a student of William Smythe at the California Institute of Technology.

William Smythe was a student of Henry Gale at the University of Chicago.

Henry Gale was a student of Albert Michelson at the University of Chicago.

Albert Michelson was largely self-taught, although he worked with both Simon Newcomb and Hermann von Helmholtz.

Approaches to Slow Light Propagation

- Use of quantum coherence (to modify the spectral dependence of the atomic response)
e.g., electromagnetically induced transparency
- Use of artificial materials (to modify the optical properties at the macroscopic level)
e.g., photonic crystals (strong spectral variation of refractive index occurs near edge of photonic bandgap)

— Want v_g very different from v_p

Need very large dispersion

Study resonances of atomic vapor

$$v_g = \frac{c}{n + \omega \frac{dn}{d\omega}}$$

Light Propagation in Atomic Vapors



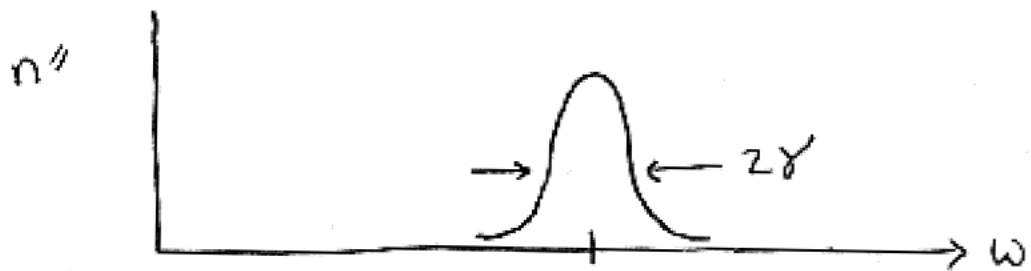
$$n = \sqrt{\epsilon} = \sqrt{1 + 4\pi\chi}$$

$$\chi = \frac{Ne^2 / 2m\omega_0}{(\omega_0 - \omega) - i\gamma}$$

For N not too large, $n = n' + in'' \approx 1 + 2\pi\chi$

$$n' \approx 1 + \frac{\pi Ne^2}{m\omega_0} \frac{\omega_0 - \omega}{(\omega_0 - \omega)^2 + \gamma^2}$$

$$n'' = \frac{\pi Ne^2}{2m\omega_0\gamma} \frac{\gamma^2}{(\omega_0 - \omega)^2 + \gamma^2}$$



$$\frac{\omega \delta n^{(max)}}{\gamma} \approx \frac{2\pi(5 \times 10^{14})(0.1)}{2\pi(1 \times 10^9)} = 5 \times 10^4 \sim (!)$$

n_g can range from $+5 \times 10^4$ to -5×10^4 .

(But with lots of absorption)

How to Produce Slow Light?

Group index can be as large as

$$n_g \approx 1 + \frac{\omega \text{sn}^{(\max)}}{\gamma}$$

Use Nonlinear optics to

(1) decrease line width γ

(produce sub-Doppler linewidth)

(2) decrease absorption

(so transmitted pulse is detectable)

Slow Light in Atomic Vapors

Slow light propagation in atomic vapors, facilitated by quantum coherence effects, has been successfully observed by

Hau and Harris

Welch and Scully

Budker

and others

Light speed reduction to 17 metres per second in an ultracold atomic gas

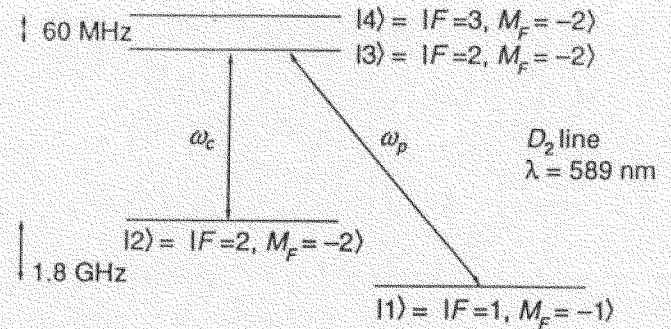
Lene Vestergaard Hau^{*†}, S. E. Harris[‡], Zachary Dutton^{*†}
& Cyrus H. Behroozi^{*§}

^{*} Rowland Institute for Science, 100 Edwin H. Land Boulevard, Cambridge,
Massachusetts 02142, USA

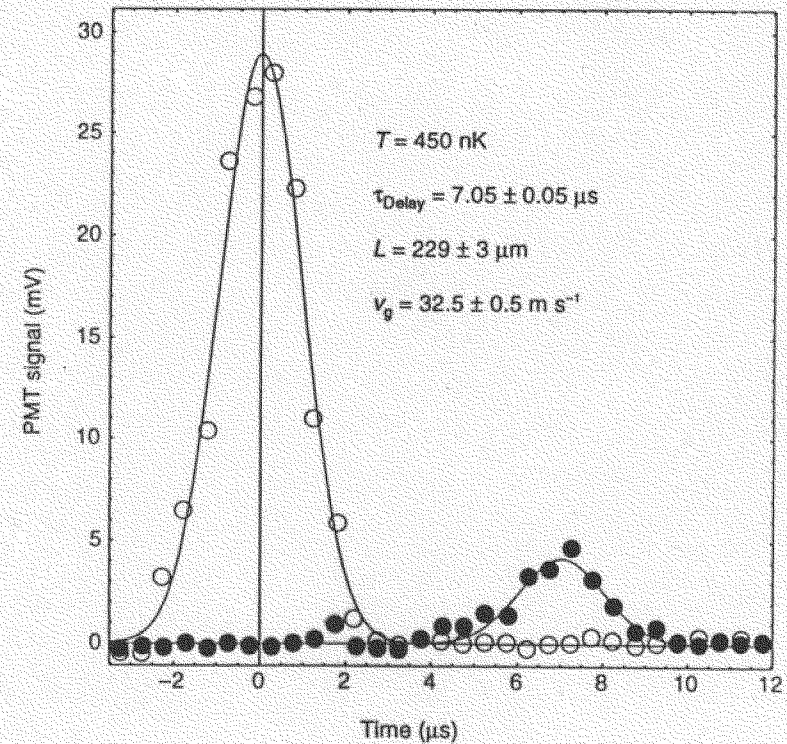
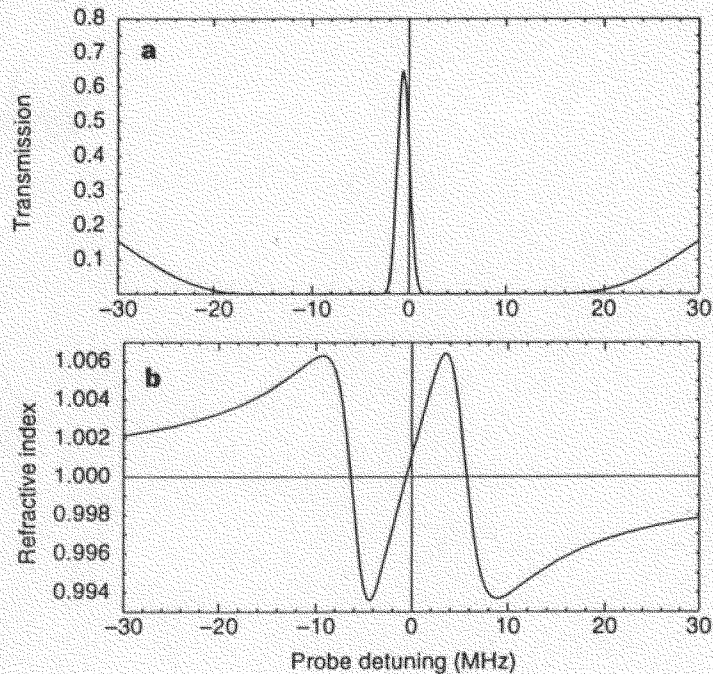
[†] Department of Physics, [§] Division of Engineering and Applied Sciences,
Harvard University, Cambridge, Massachusetts 02138, USA

[‡] Edward L. Ginzton Laboratory, Stanford University, Stanford, California 94305,
USA

Nature, 397, 594, (1999).



$$v_g = \frac{c}{n(\omega_p) + \omega_p \frac{dn}{d\omega_p}} \approx \frac{\hbar c \epsilon_0 |\Omega_c|^2}{2\omega_p |\mu_{13}|^2 N}$$



Challenge/Goal

Slow light in a room-temperature solid-state material.

Solution: Slow light enabled by coherent population oscillations (a quantum coherence effect that is relatively insensitive to dephasing processes).

Slow Light in Ruby

Need a large $dn/d\omega$. (How?)

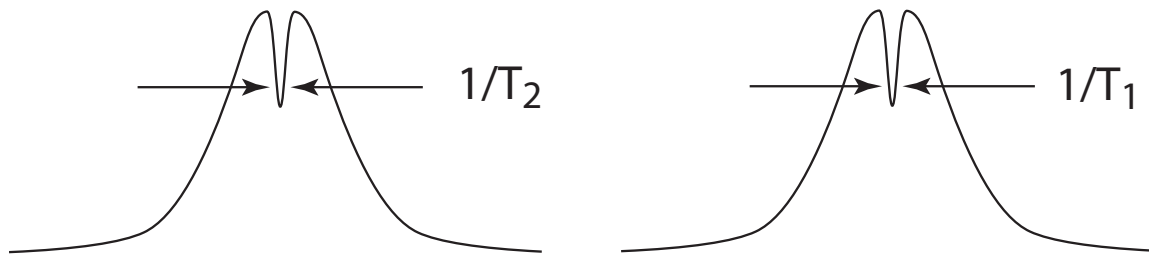
Kramers-Kronig relations:

Want a very narrow absorption line.

Well-known (to the few people how know it well) how to do so:

Make use of “spectral holes” due to population oscillations.

Hole-burning in a homogeneously broadened line; requires $T_2 \ll T_1$.

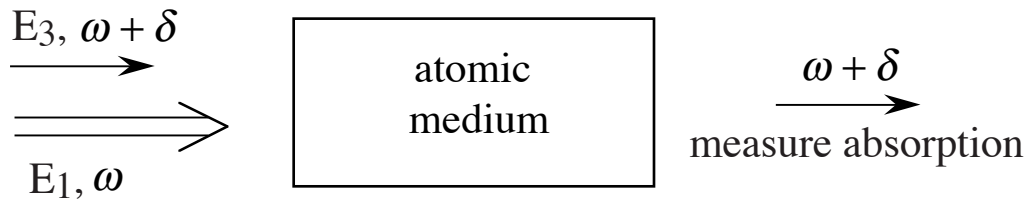
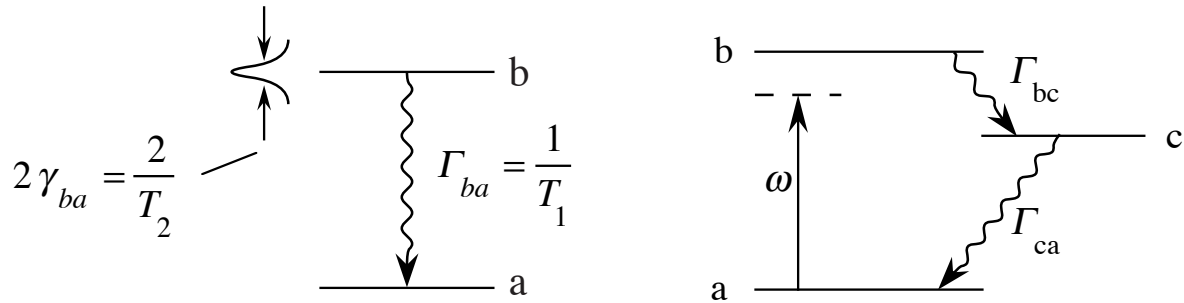


inhomogeneously
broadened medium

homogeneously
broadened medium
(or inhomogeneously
broadened)

PRL 90,113903(2003); see also news story in Nature.

Spectral Holes Due to Population Oscillations



Population inversion:

$$(\rho_{bb} - \rho_{aa}) = w \quad w(t) \approx w^{(0)} + w^{(-\delta)} e^{i\delta t} + w^{(\delta)} e^{-i\delta t}$$

population oscillation terms important only for $\delta \leq 1/T_1$

Probe-beam response:

$$\rho_{ba}(\omega + \delta) = \frac{\mu_{ba}}{\hbar} \frac{1}{\omega - \omega_{ba} + i/T_2} \left[E_3 w^{(0)} + E_1 w^{(\delta)} \right]$$

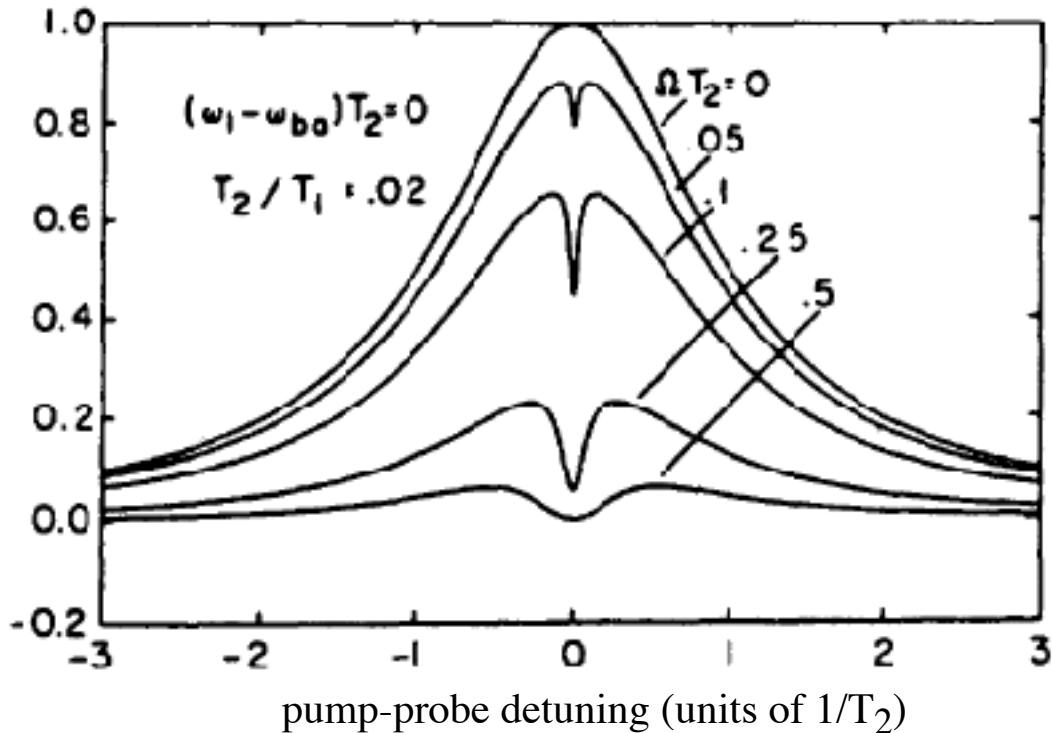
Probe-beam absorption:

$$\alpha(\omega + \delta) = \alpha_0 \left[w^{(0)} - \frac{\Omega^2 T_2}{T_1} \frac{1}{\delta^2 + \beta^2} \right]$$

linewidth $\beta = (1/T_1) (1 + \Omega^2 T_1 T_2)$

Spectral Holes in Homogeneously Broadened Materials

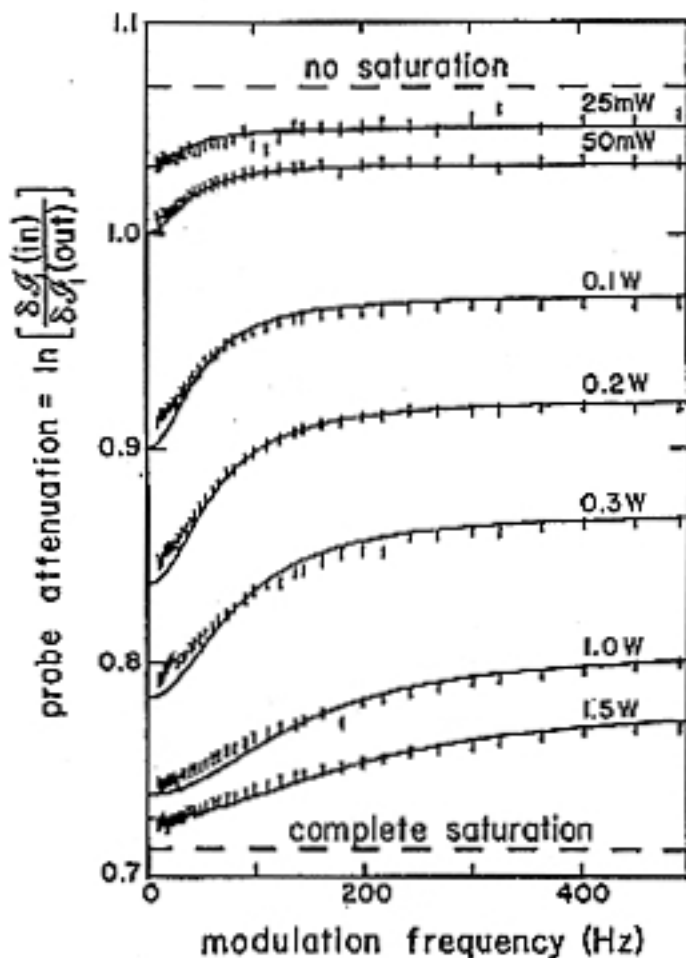
Occurs only in collisionally broadened media ($T_2 \ll T_1$)



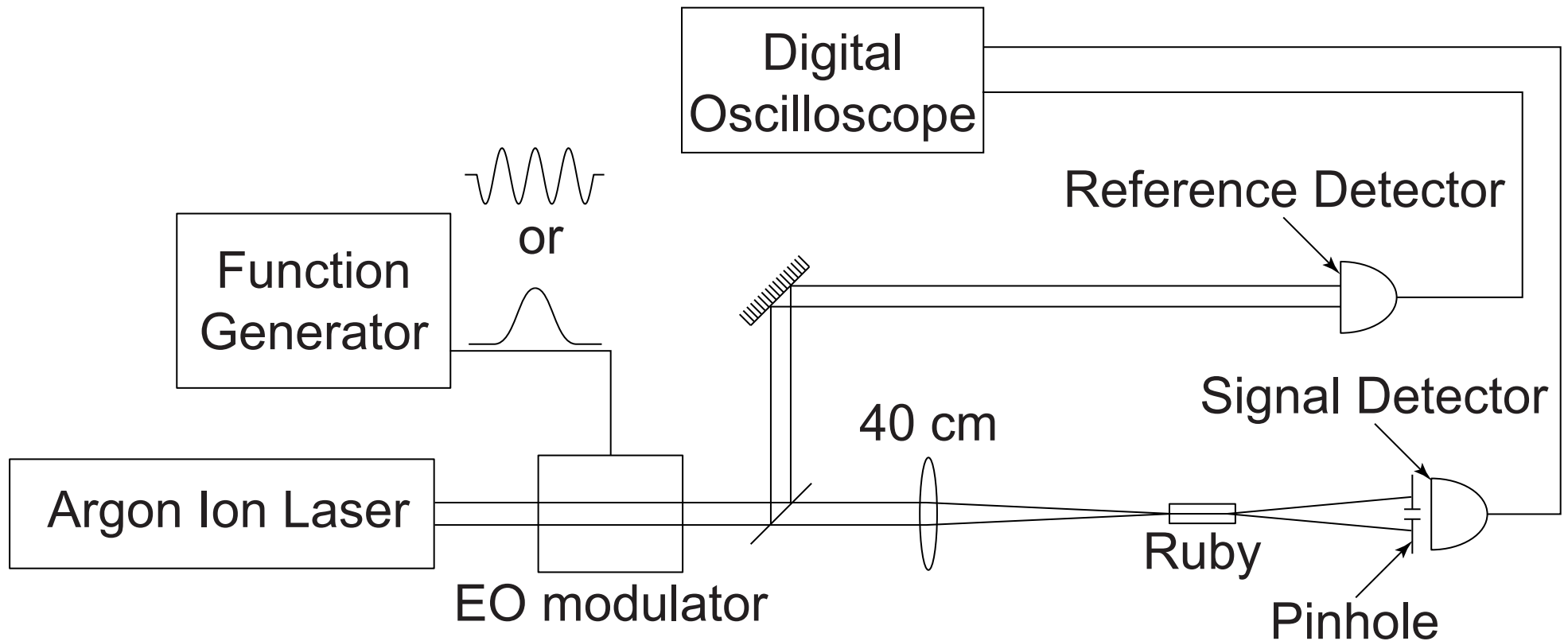
Boyd, Raymer, Narum and Harter, Phys. Rev. A24, 411, 1981.

**OBSERVATION OF A SPECTRAL HOLE DUE TO POPULATION OSCILLATIONS
IN A HOMOGENEOUSLY BROADENED OPTICAL ABSORPTION LINE**

Lloyd W. HILLMAN, Robert W. BOYD, Jerzy KRASINSKI and C.R. STROUD, Jr.
The Institute of Optics, University of Rochester, Rochester, NY 14627, USA

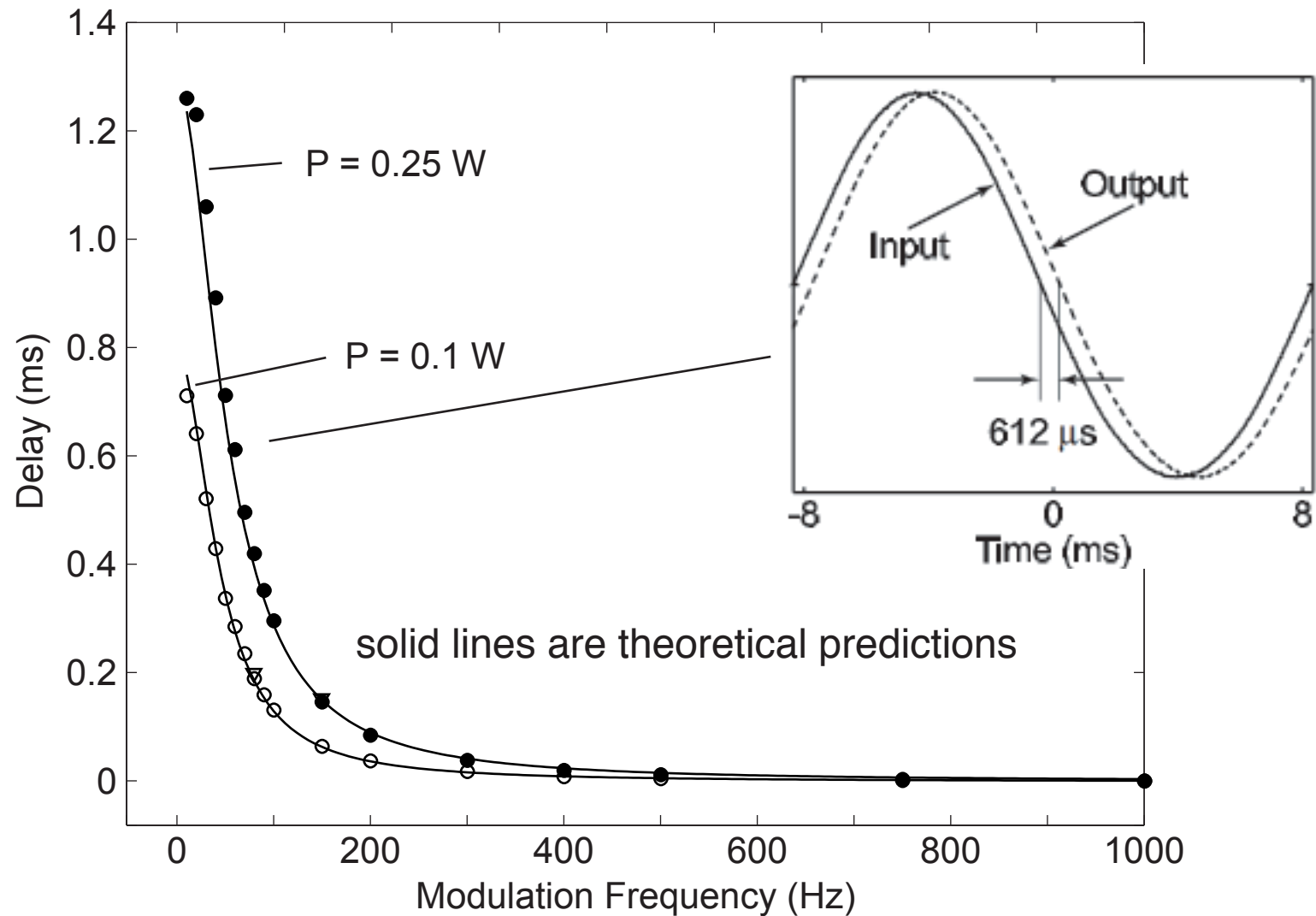


Slow Light Experimental Setup



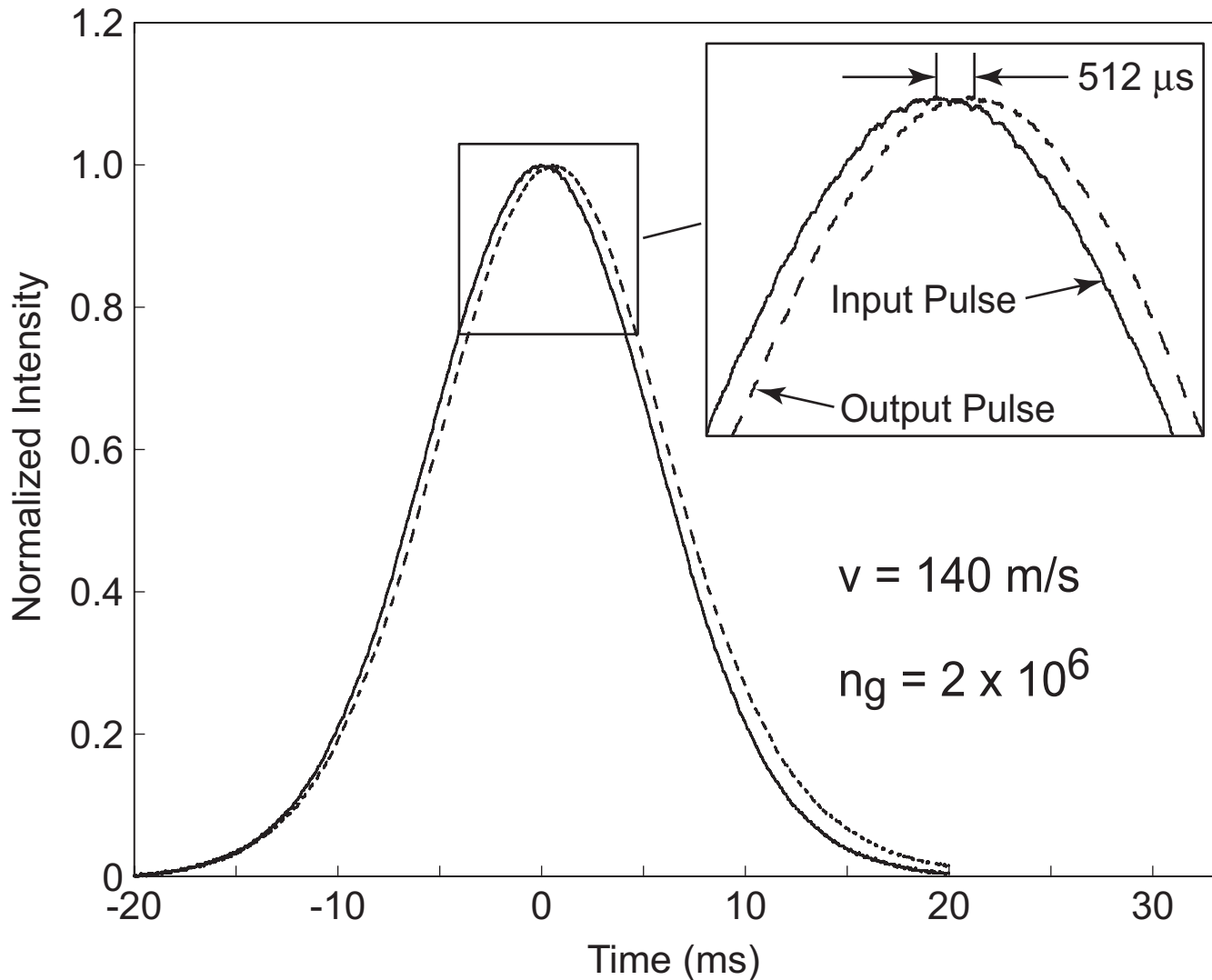
7.25-cm-long ruby laser rod (pink ruby)

Measurement of Delay Time for Harmonic Modulation




For 1.2 ms delay, $v = 60 \text{ m/s}$ and $n_g = 5 \times 10^6$

Gaussian Pulse Propagation Through Ruby

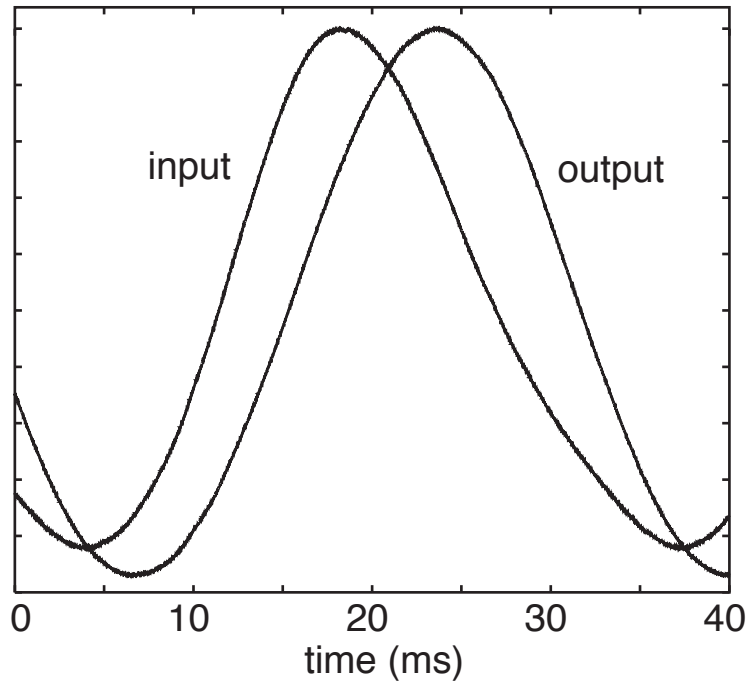


No pulse distortion!

Matt Bigelow and Nick Lepeshkin in the Lab



Slow Light in Ruby -- Greater Pulse Separation



60 degree delay = $1/6$ of a period

Advantages of Coherent Population Oscillations for Slow Light

Works in solids

Works at room temperature

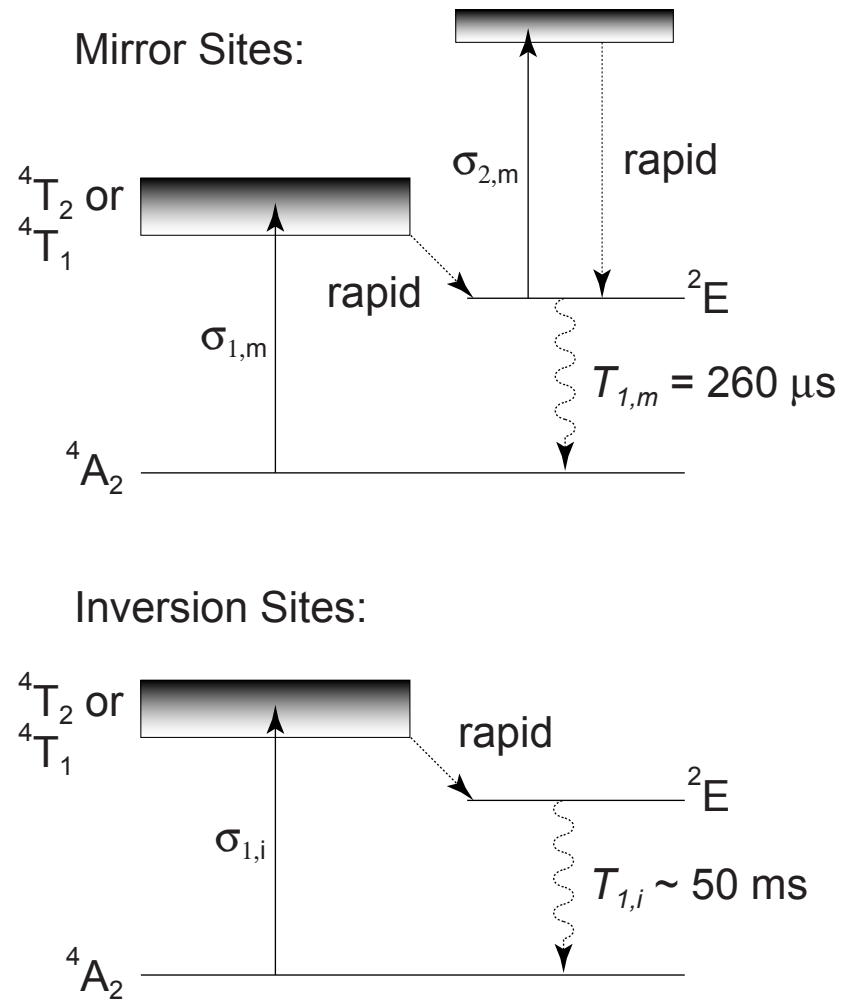
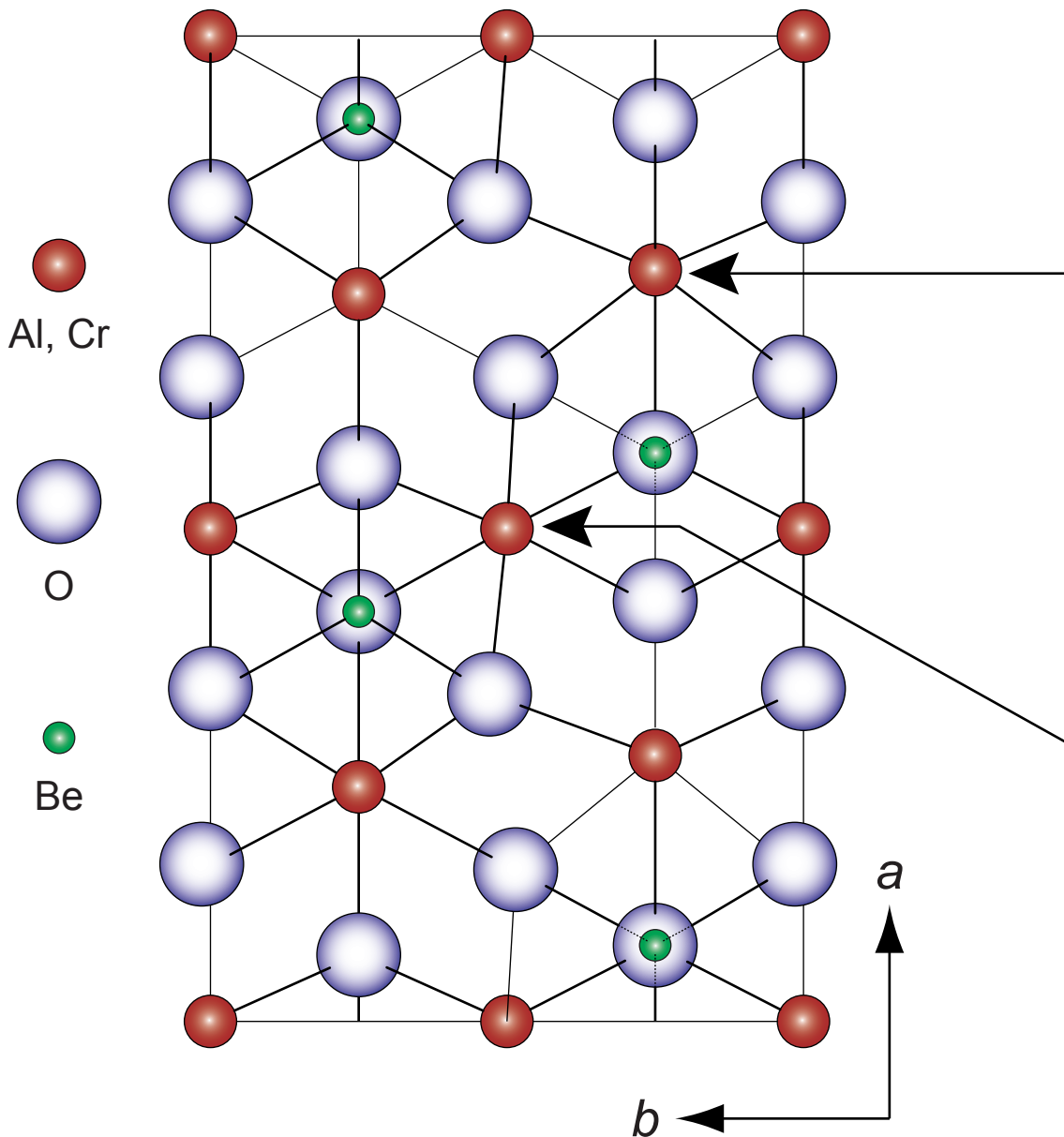
Insensitive of dephasing processes

Laser need not be frequency stabilized

Works with single beam (self-delayed)

Delay can be controlled through input intensity

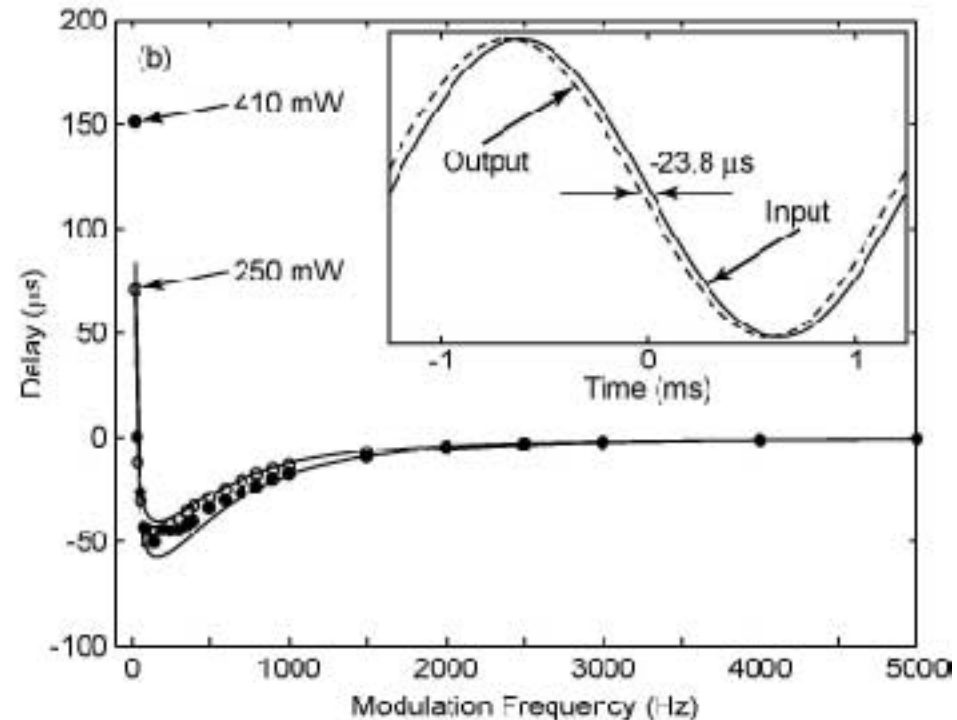
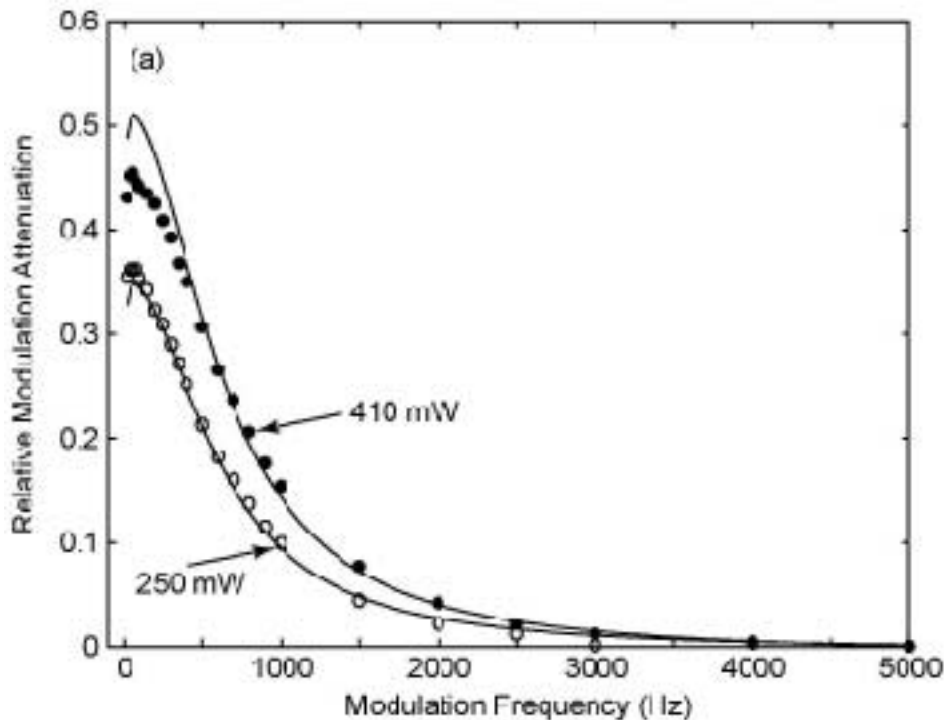
Alexandrite Displays both Saturable and Inverse-Saturable Absorption



Inverse-Saturable Absorption Produces Superluminal Propagation in Alexandrite

At 476 nm, alexandrite is an inverse saturable absorber

Negative time delay of 50 μs corresponds to a velocity of -800 m/s



M. Bigelow, N. Lepeshkin, and RWB, Science, 2003

Numerical Modeling of Pulse Propagation Through Slow and Fast-Light Media

Numerically integrate the paraxial wave equation

$$\frac{\partial A}{\partial z} - \frac{1}{v_g} \frac{\partial A}{\partial t} = 0$$

and plot $A(z,t)$ versus distance z .

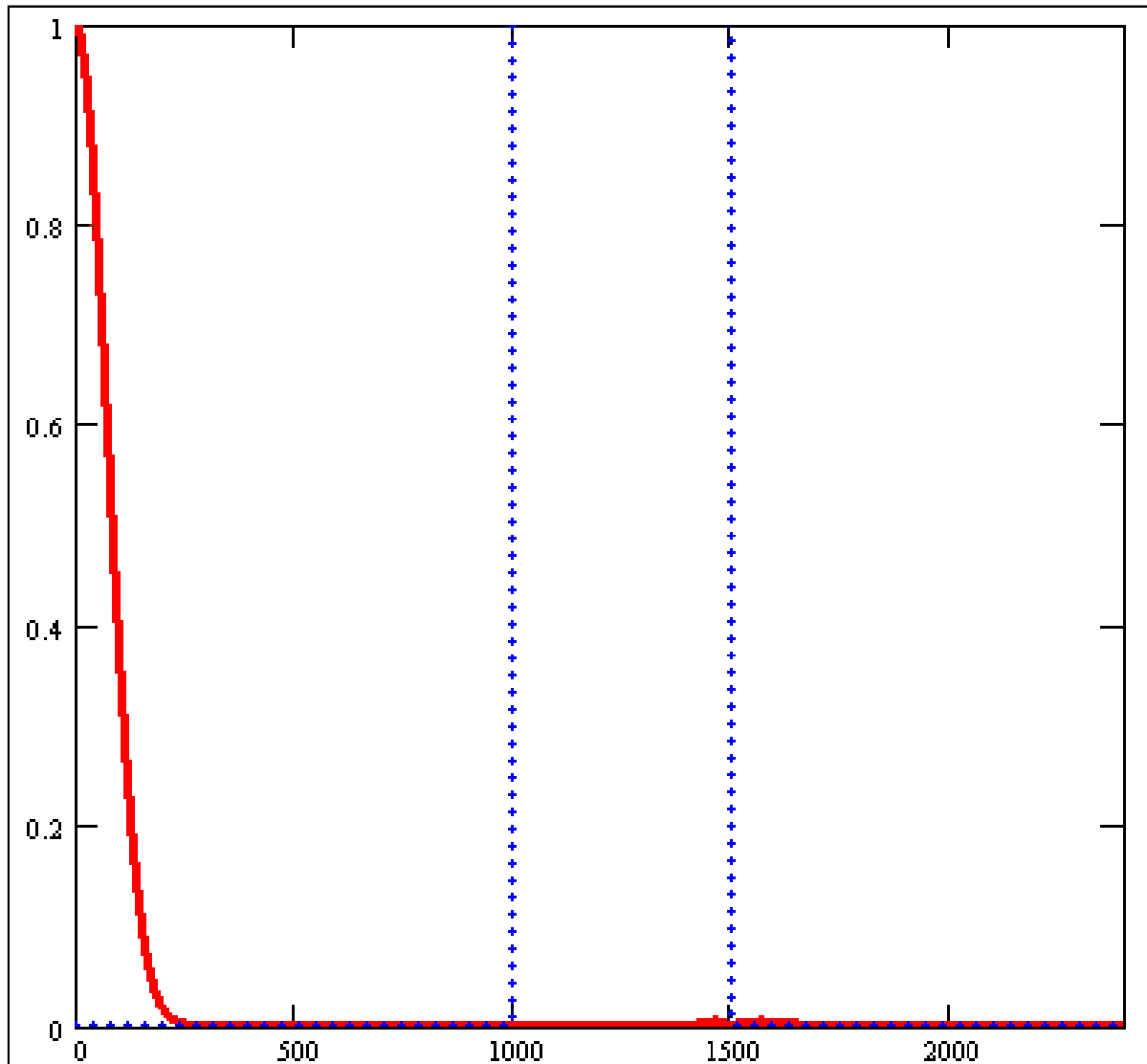
Assume an input pulse with a Gaussian temporal profile.

Study three cases:

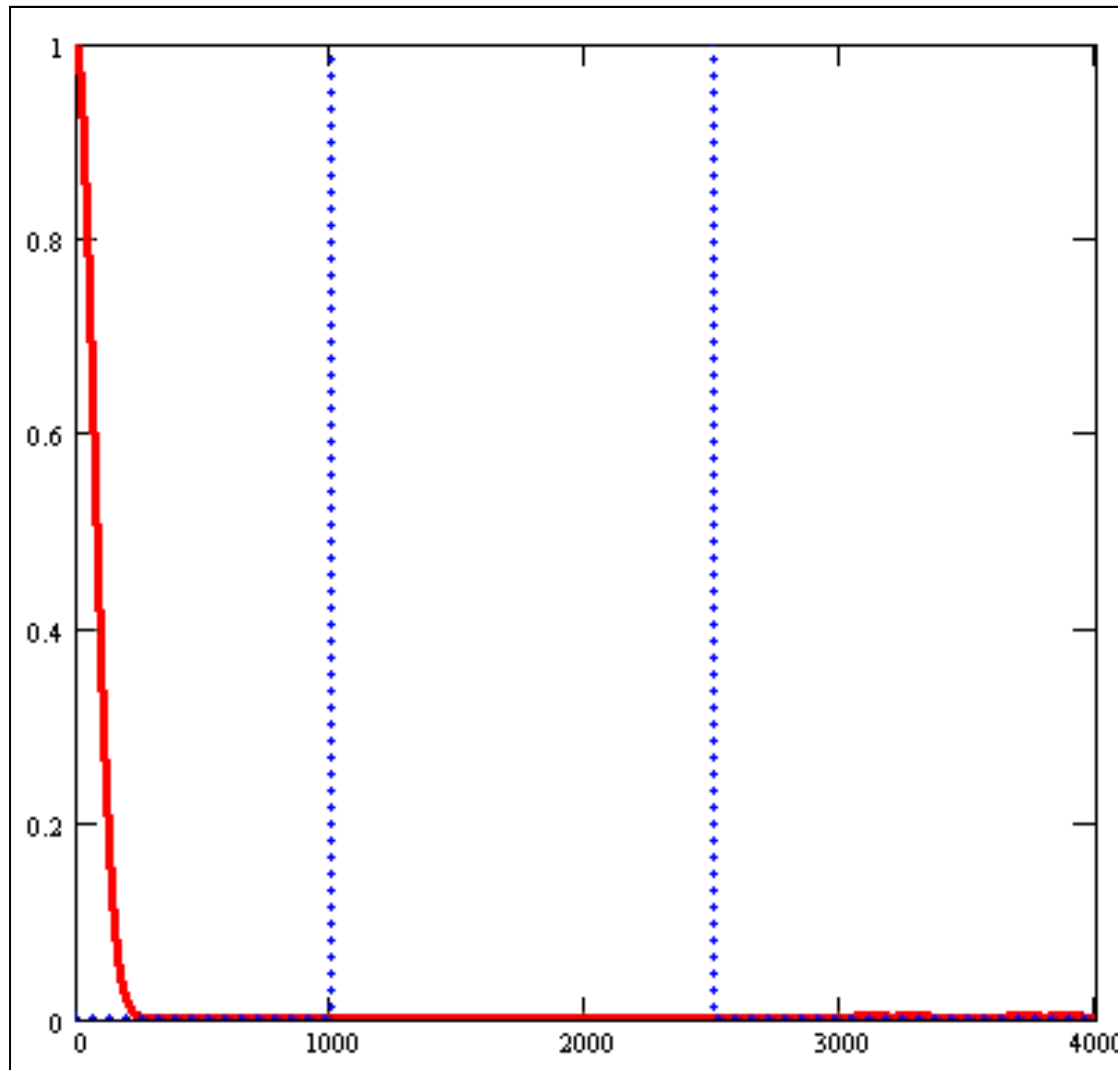
Slow light $v_g = 0.5 c$

Fast light $v_g = 5 c$ and $v_g = -2 c$

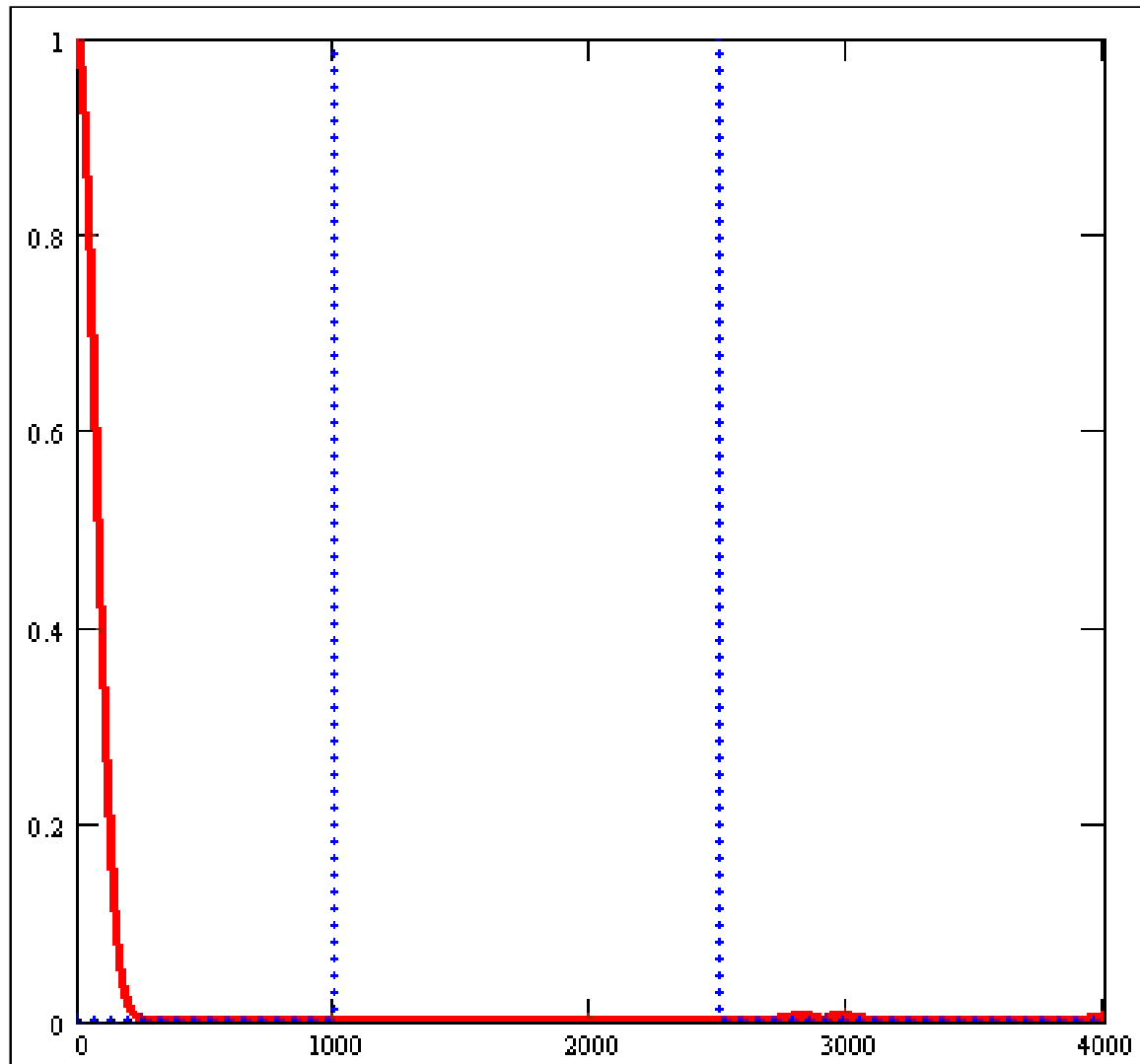
Pulse Propagation through a Slow-Light Medium ($n_g = 2$, $v_g = 0.5 c$)



Pulse Propagation through a Fast-Light Medium ($n_g = .2$, $v_g = 5 c$)



Pulse Propagation through a Fast-Light Medium ($n_g = -.5$, $v_g = -2 c$)



Causality and Superluminality

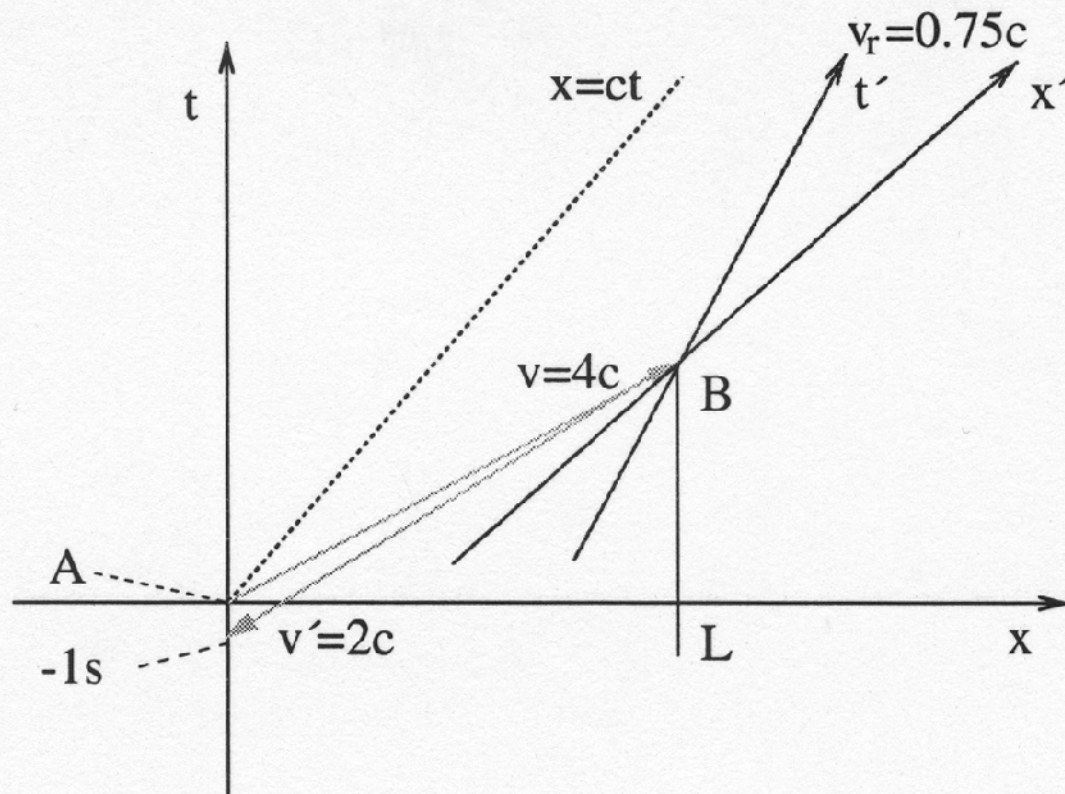
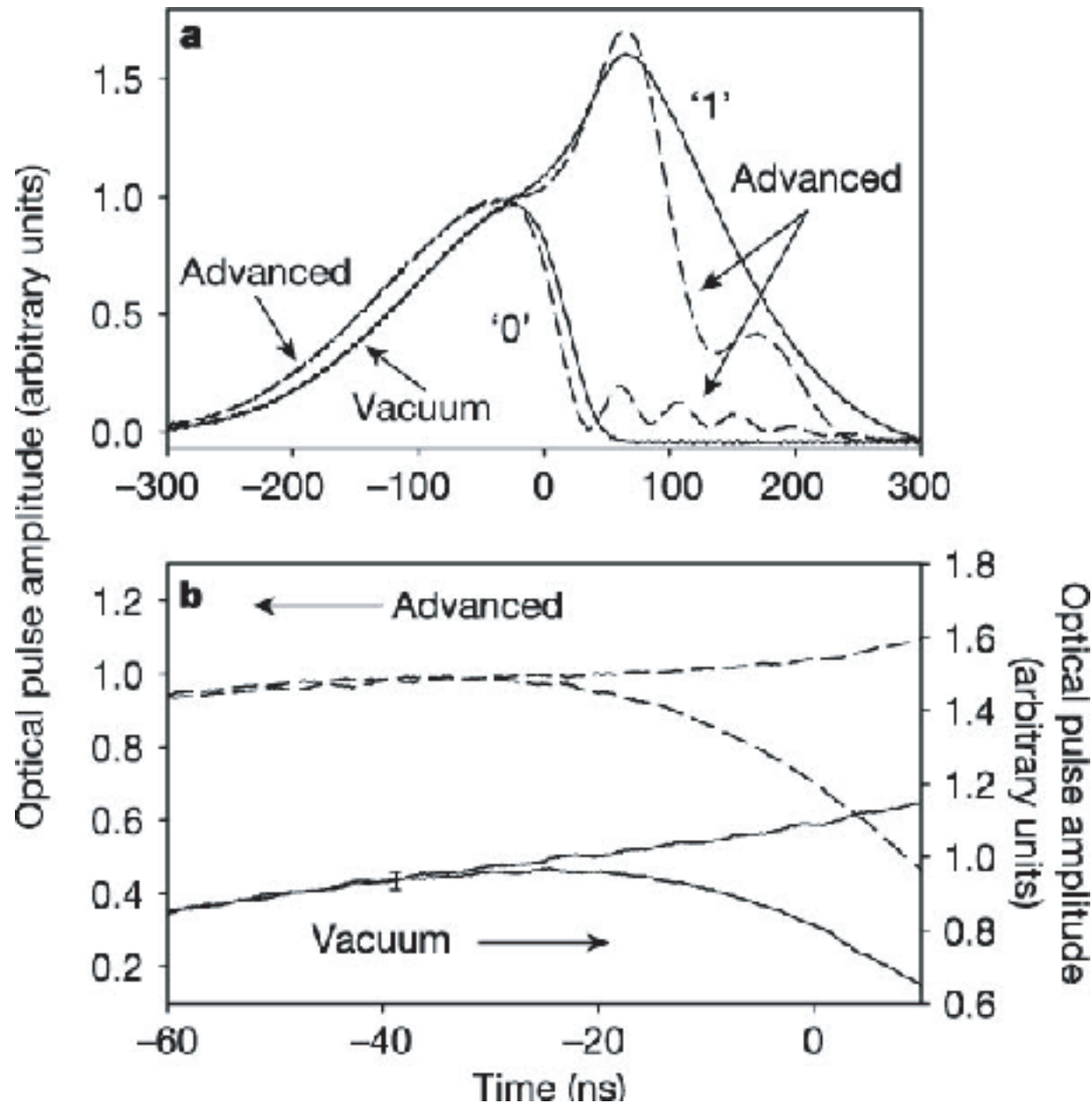


Fig. 6 Coordinates of two inertial observers **A** $(0,0)$ and **B** with $O(x,t)$ and $O'(x',t')$ moving with a relative velocity of $0.75c$. The distance L between **A** and **B** is 2000000 km. **A** makes use of a signal velocity $v_s = 4c$ and **B** makes use of $v'_s = 2c$. The numbers in the example are chosen arbitrarily. The signal returns -1 s in the past in **A**.

Information Velocity in a Fast Light Medium

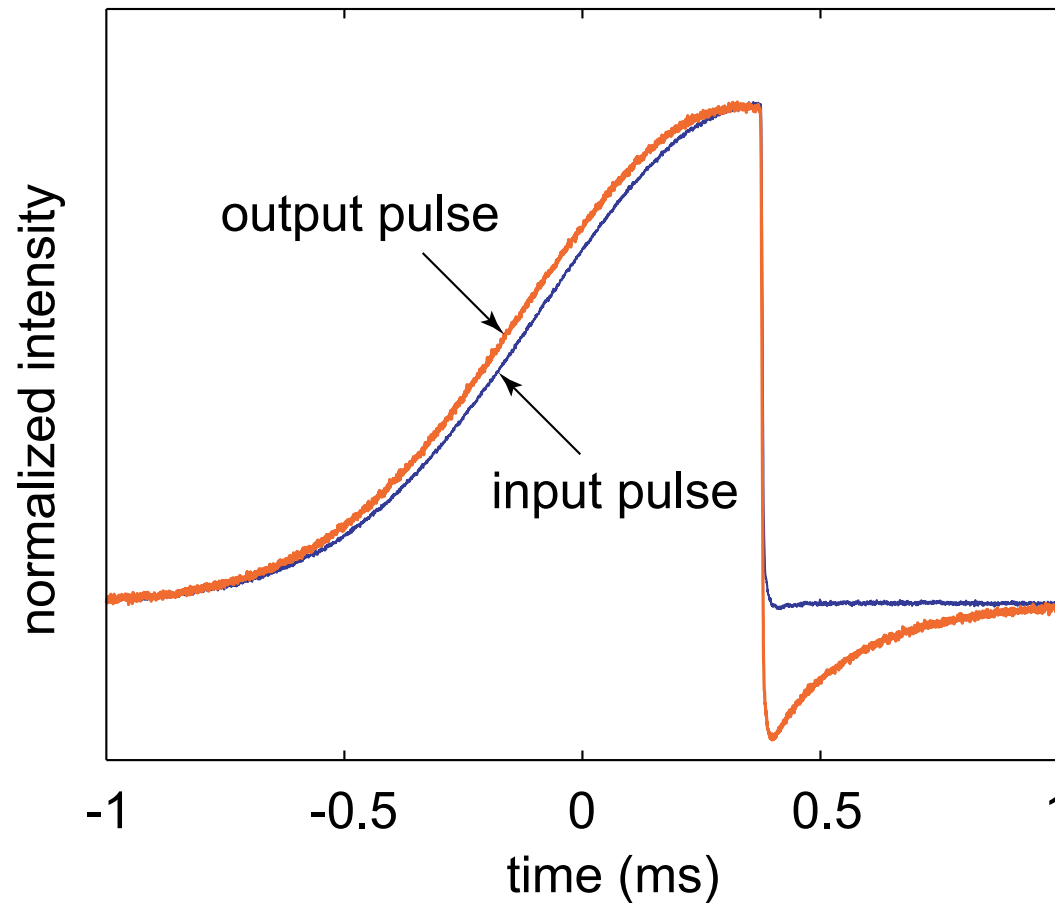


M.D. Stenner, D.J. Gauthier, and M.I. Neifeld, *Nature*, 425 695 (2003).

Pulses are not distinguishable "early."

$$v_i \leq c$$

Propagation of a Truncated Pulse through Alexandrite as a Fast-Light Medium



Smooth part of pulse propagates at group velocity

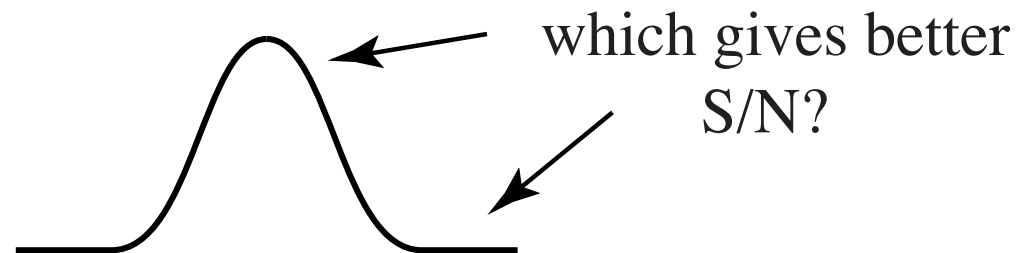
Discontinuity propagates at phase velocity

Information Velocity – Tentative Conclusions

In principle, the information velocity is equal to c for both slow- and fast-light situations. (*Analog information velocity*)

But in almost all practical situations, the information velocity is essentially equal to the group velocity. (*Digital information velocity*)

This is my personal opinion. The reason I think this is that in a real communication system it would be really stupid to transmit pulses containing so much energy that one can reliably detect the very early leading edge of the pulse.



Slow and Fast Light --What Next?

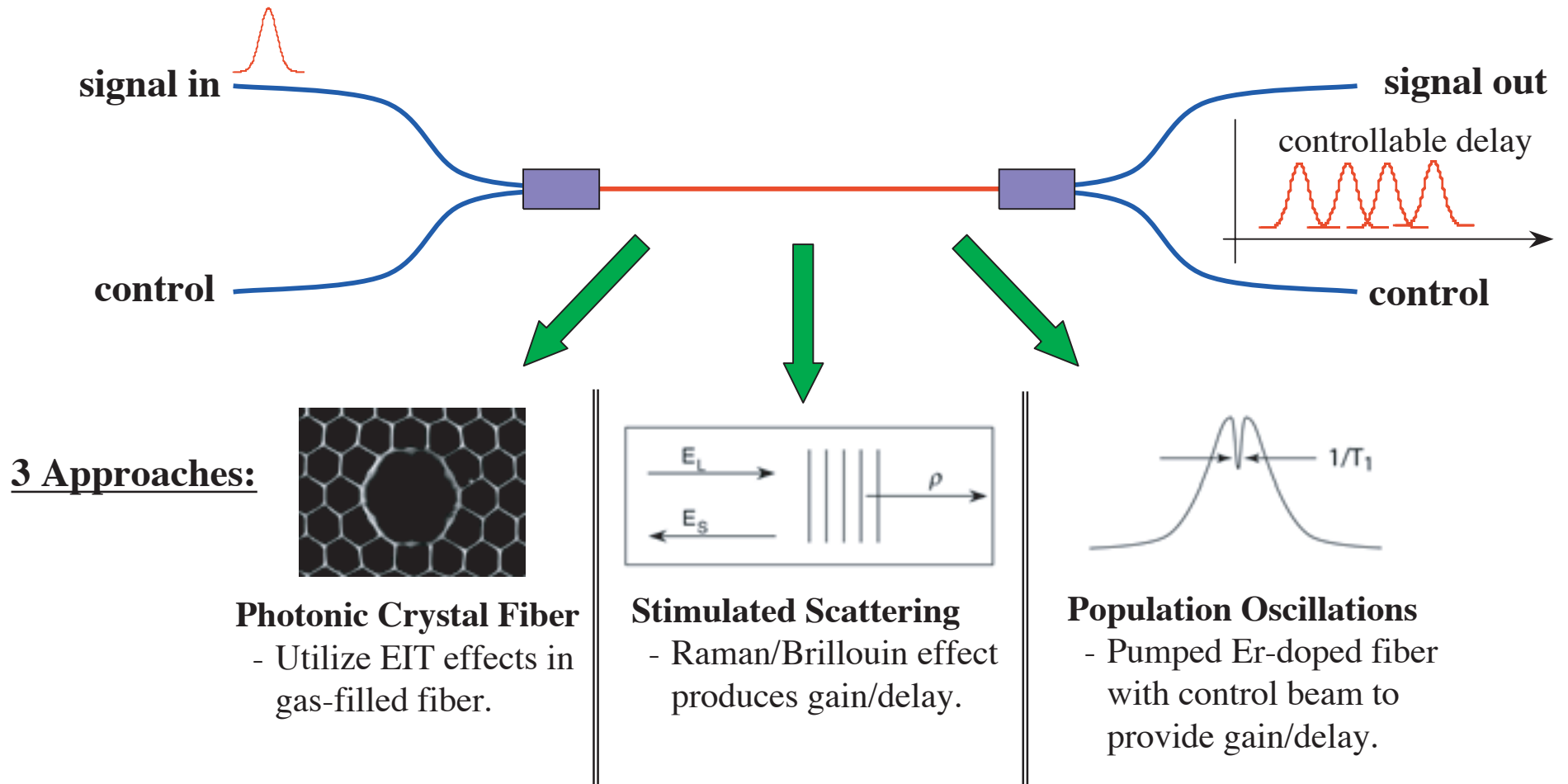
There appears to me no fundamental limitation to the maximum fractional delay achievable upon propagation (just very serious practical limitations).

□ Phys. Rev. A 71 023801 (2005)

To achieve a longer fractional delay saturate deeper to propagate farther

Find material with faster response
(technique works with shorter pulses)

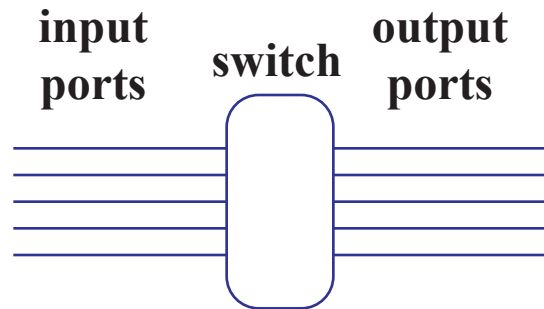
Slow-Light-Based All-Optical Tunable Delays and Buffers



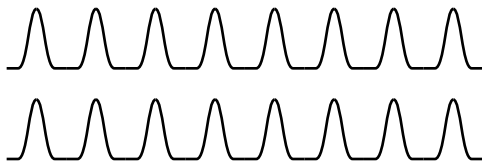
*Daniel Blumenthal, UC Santa Barbara; Alexander Gaeta, Cornell University;
Daniel Gauthier, Duke University; Alan Willner, University of Southern California;
Robert Boyd, John Howell, University of Rochester*

Slow Light and Optical Buffers

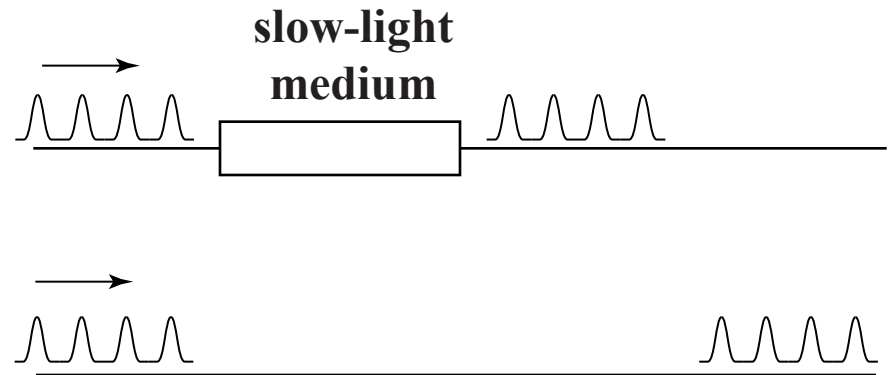
All-Optical Switch



But what happens if two data packets arrive simultaneously?



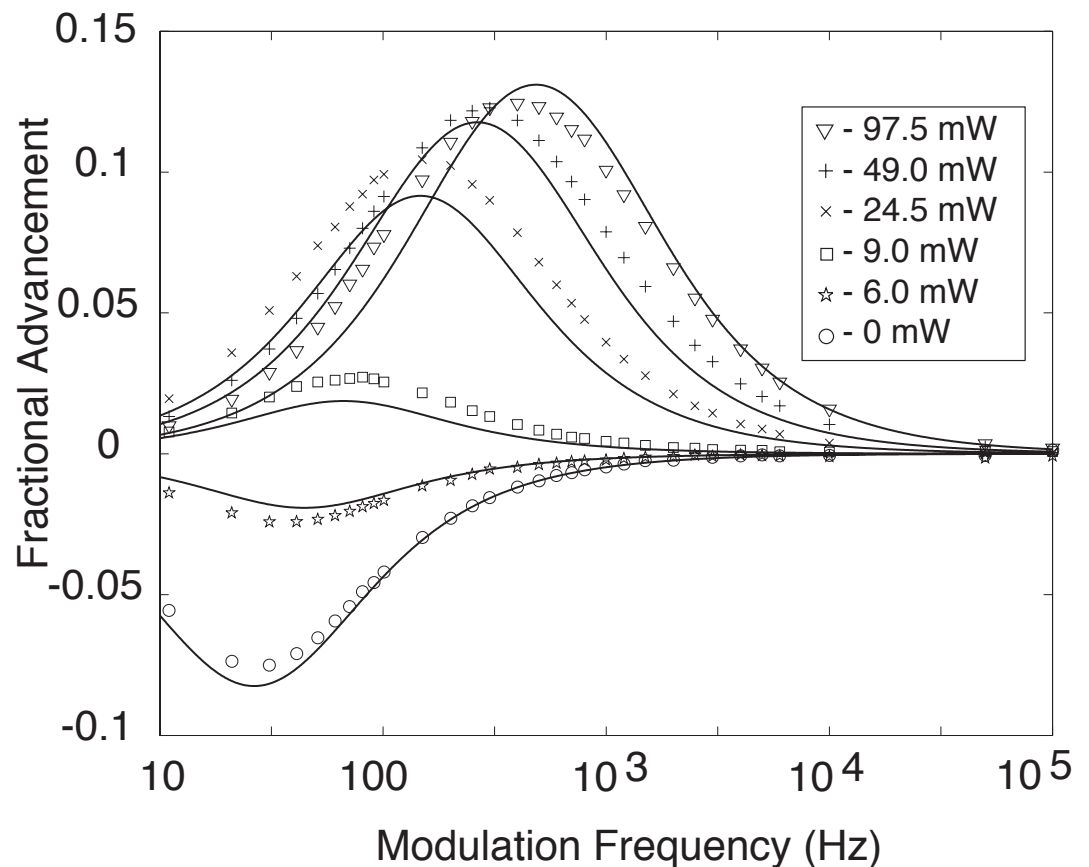
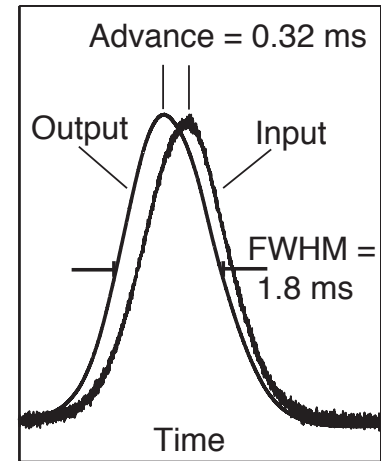
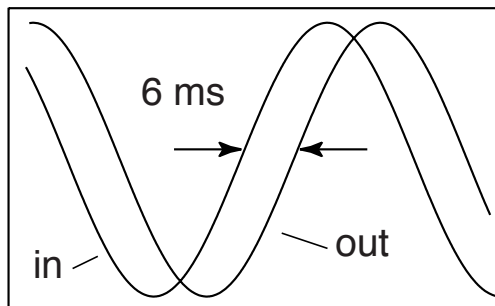
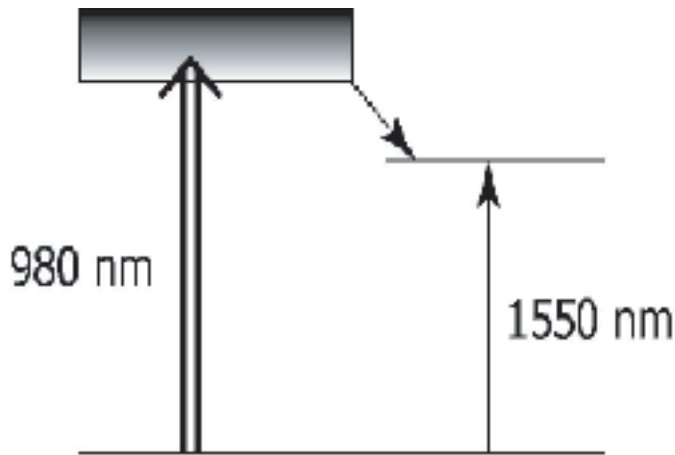
Use of Optical Buffer for Contention Resolution



Controllable slow light for optical buffering can dramatically increase system performance.

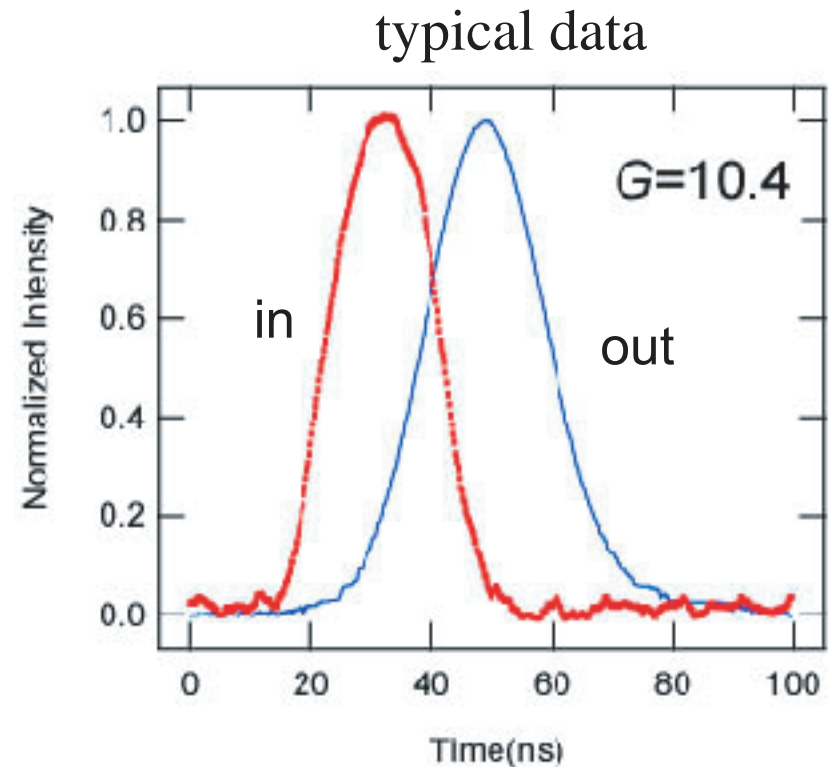
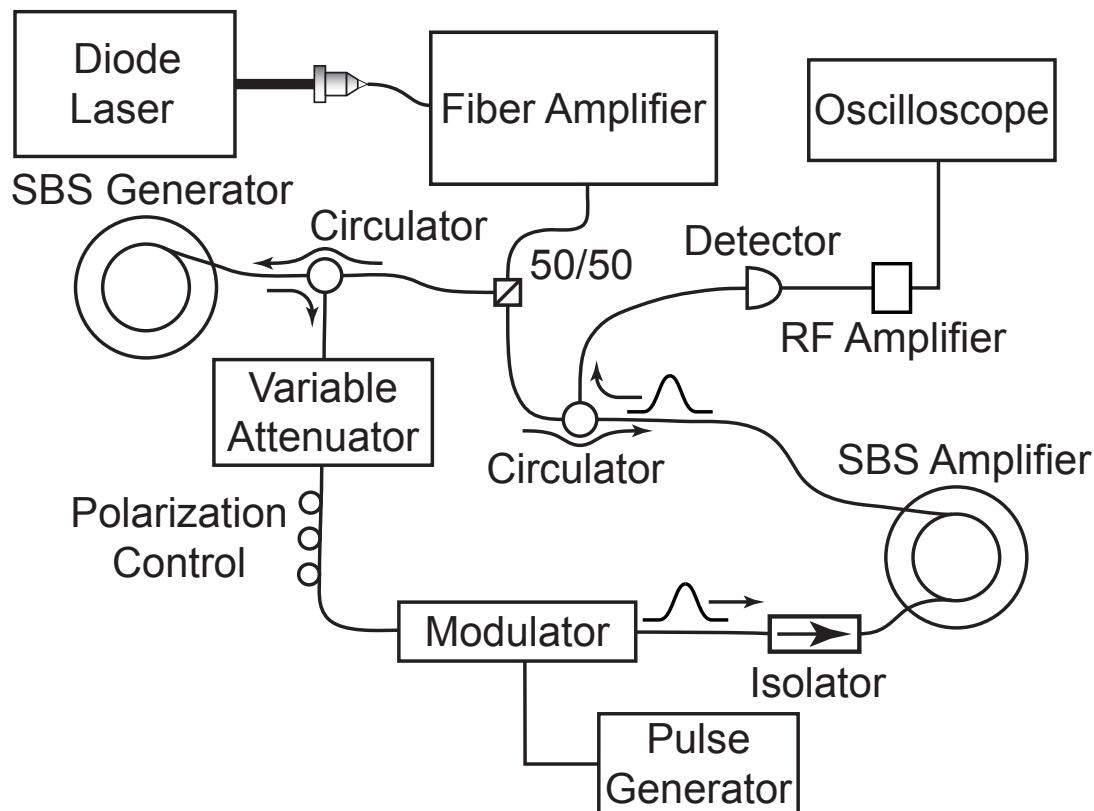
Slow and Fast Light in an Erbium Doped Fiber Amplifier

- Fiber geometry allows long propagation length
- Saturable gain or loss possible depending on pump intensity



Slow-Light via Stimulated Brillouin Scattering


- Rapid spectral variation of the refractive response associated with SBS gain leads to slow light propagation
- Supports bandwidth of 100 MHz, group index of about 100
- Even faster modulation for SRS
- Joint project with Gaeta and Gauthier



Implications of “Slow” Light

1. Controllable optical delay lines
 - (a) Large total delay versus large fractional delay
 - (b) True time delay for synthetic aperture radar
 - (c) Buffers for optical processors and routers
2. New interactions enabled by slow light (e.g., SBS)
3. New possibilities with other materials
 - (a) Semiconductor (bulk and heterostructures)
 - (b) Laser dyes (gain, Q-switch, mode-lock)
 - (c) rare-earth doped solids, especially EDFA's
4. How weak a signal can be used with these method?
5. Relation between slowness and enhanced nonlinearity

Special Thanks to my Students and Research Associates



Thank you for your attention.

**And thanks to NSF and DARPA for
financial support!**

Kinematics of Slow Light



Pulse undergoes spatial compression by factor

$$\frac{c}{v_g} = n_g \quad (\sim 10^7) \quad (\text{km} \rightarrow \mu\text{m})$$

Energy density increases by same factor

$$u = \frac{1}{2} \epsilon_0 n_g |E|^2$$

But field strength E remains constant

(no discontinuity in n) as does beam power!

$$I = \frac{P}{A} = \underbrace{u v_g}_{\substack{\text{u increases but } v_g \text{ decreases.}}} = \frac{1}{2} \epsilon_0 c n |E|^2$$

